



FASTFIT®

toolless assembly light & tray stands

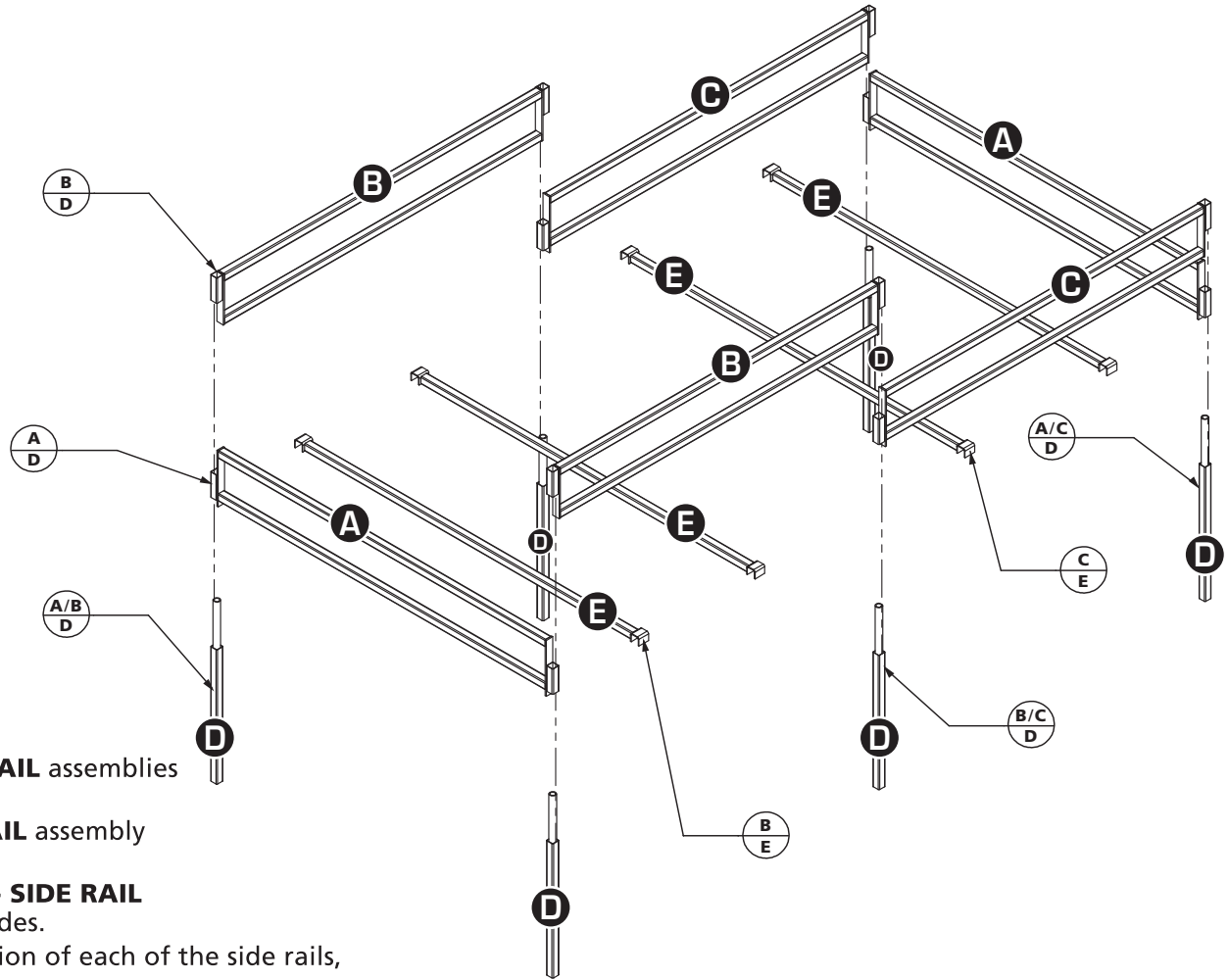
3ft X 6ft

TRAY STAND - Product 706135
ASSEMBLY INSTRUCTIONS

No tools required!

Total Weight
Tray Stand ONLY

50 lbs.





1. Fit **A - END RAIL** onto **D - LEG STANDS** do this twice (for both ends)
2. Fit both **C - SIDE RAILS** onto one of the **A - END RAIL** assemblies assembled in step 1.
3. Fit both **B - SIDE RAILS** onto the other **A - END RAIL** assembly assembled in step 1.
4. Fit a **D - LEG STAND** up through one side of the **C - SIDE RAIL** then through the **B - SIDE RAIL**, do this for both sides.
5. Then place **E - SUPPORT BARS** onto the lower portion of each of the side rails, two per **B - SIDE RAIL** and two per **C - SIDE RAIL**




IMPORTANT: **A - End Rails** are 41.25" long and both **B and C - Side Rails** are 40" long. **B - Side Rails** have tubing on similar ends and **C - Side Rails** have the tubing on opposite ends (see drawings below).


PART	DESCRIPTION	QTY
A	END RAIL	2
B	SIDE RAIL	2
C	SIDE RAIL	2
D	LEG STAND	6
E	SUPPORT BAR	4



D - LEG STANDS



E - SUPPORT BARS



Exclusively distributed by:



National Garden Wholesale®
Sunlight Supply, Inc.
www.sunlightsupply.com

Visit www.fastfitstands.com to view instructional videos or scan code.

